












Tecnoled
HONG KONG

PREMIUM PRODUCT

HKWALL 3216

ENTRY LEVEL:

-  Quick Assembly
-  Low Consumption
-  Slim Cabinet, Lightweight
-  Heavy Duty
-  Indoor Product
-  Spectacular Colors
-  Wide Viewing Angle
-  Cooling Coolers
-  Custom Size



INDOOR MODELS

HK WALL3216 Model No.	Dots/m2	Pixel Pitch (mm)	Pixel Composition	Lamp	Refresh rate	Scan Mode	Brightness (cd/m ²)	HUB	Power Consumption W/m2	Average Power Consumption W/m2	Cabinet Size
Indoor Full color P2-Q Pro	250000 Dots/m2	105625 Dots/m2	RGB	SMD 1515	≥3840 HZ	Constant Current, 1/40 Scan	≥450nits	HUB75E	420W	150W	Custom design
Indoor Full color P2-Q E	250000 Dots/m2	2	RGB	SMD 1515	≥1920 HZ	Constant Current, 1/40 Scan	≥450nits	HUB75E	420W	150W	Custom design
Indoor Full color P2.5-Q Pro	160000 Dots/m2	2.5	RGB	SMD 2020	≥3840 HZ	Constant Current, 1/32 Scan	≥450nits	HUB75E	440W	150W	Custom design
Indoor Full color P2.5-Q E	160000 Dots/m2	2.5	RGB	SMD 2020	≥1920 HZ	Constant Current, 1/32 Scan	≥450nits	HUB75E	440W	150W	Custom design
Indoor Full color P3.0-Q Pro	105625 Dots/m2	3.0	RGB	SMD 2020	≥3840 HZ	Constant Current, 1/26Scan	≥450nits	HUB75E	420W	150W	Custom design
Indoor Full color P3.0-Q E	105625 Dots/m2	3.0	RGB	SMD 2020	≥1920 HZ	Constant Current, 1/26Scan	≥450nits	HUB75E	420W	150W	Custom design
Indoor Full color P4-Q Eco	62500 dots/m2	4	RGB	SMD 2020	≥1920 HZ	Constant Current, 1/20 Scan	≥450nits	HUB75E	420W	150W	Custom design